


Let us not love with
words or speech
but with
actions and in
truth

1 JOHN 3:18




Holy Cross Catholic School
Back-to-School
Information

Second Grade 2023-2024



Ms. Suzanne DeVaney-Wilkes (Ms. D.) Teacher
sdevaney@archdpdx.org

Mrs. Jen Washburn - Instructional Aide
Miss Sierra Faoro- U. of P. Student Teacher



Mission Statement

We, Holy Cross Catholic School, take Jesus as our model, in order to serve our diverse parish, surrounding parishes, and our entire neighborhood. We open doors to a rigorous Catholic education for all children, prekindergarten through eighth grade. The school, in the light of Christ, nurtures, affirms, and challenges students in their pursuit of learning and the responsibilities of faith and citizenship.

Core Values

Belief

We guide children to a deeper understanding of their faith and inspire them to take a Christ-like role in the world, acting on faith and nourishing hope.

Learning

We challenge students to high academic exploration and achievement.

Righteousness

We form young people and their families to serve as Jesus served and further God's justice in the world.

Family

We strengthen the bonds of family, the first source of education and spiritual enlightenment. As part of the Body of Christ, we also enfold children in our nurturing Christian family.

Holy Cross Catholic School Pledge

I believe that Jesus is in me, in each of my classmates and in my teachers. All my actions will show my love and respect for Jesus.

**Schoolwide Learning Expectations
Holy Cross Catholic School**

1. As a Faith-Filled Christian, I will...

- A. Learn about the Catholic faith
- B. Show respect to all God's creation
- C. Pray reverently every day
- D. Serve others

2. As a Responsible Citizen, I will...

- A. Do what is right and kind
- B. Take responsibility for my choices
- C. Work cooperatively with others
- D. Solve problems peacefully

3. As a Lifelong Learner, I will...

- A. Listen and participate
- B. Challenge myself to do my best
- C. Communicate respectfully what I need
- D. Support my classmates in their learning

Holy Cross Catholic School Calendar 2023-2024

August 2023

S	M	T	W	T	F	S
	21	22	23	24	25	26
27	I	I	I	I		

September 2023

S	M	T	W	T	F	S
					I	2
3	H	5*	6	7	8	9
10	11	12	13	14	15	16
17	18	19	20	21	22	23
24	25	26	27	28	29	30

October 2023

S	M	T	W	T	F	S
1	2	3	4	5	6	7
8	9	10	ND PT C	PT C	I	14
15	16	17	18	19	20	21
22	23	24	25	26	27	28
29	30	31				

November 2023

S	M	T	W	T	F	S
			1	2	3	4
5	6	7	8	9	H	11
12	13	14	15	16	17	18
19	20	21	I	H	V	25
26	27	28	29	30		

December 2023

S	M	T	W	T	F	S
					1	2
3	4	5	6	7	8	9
10	11	12	13	14	ND	16
17	V	V	V	V	V	23
24	V	V	V	V	V	30
31						

January 2024

S	M	T	W	T	F	S
	H	2	3	4	5	6
7	8	9	10	11	ND	13
14	H	16	17	18	19	20
21	22	23	24	25	26	27
28	29	30	31			

February 2024

S	M	T	W	T	F	S
				1	I	3
4	5	6	7	8	9	10
11	12	13	14	15	16	17
18	H	I	21	22	23	24
25	26	27	28	29		

March 2024

S	M	T	W	T	F	S
					I	2
3	4	5	6	ND PT C	PT C	9
10	11	12	13	14	15	16
17	18	19	20	21	22	23
24	V	V	V	V	V	30
31						

April 2024

S	M	T	W	T	F	S
	1	2	3	4	5	6
7	8	9	10	11	ND	13
14	15	16	17	18	19	20
21	22	23	24	25	26	27
28	29	30				

May 2024

S	M	T	W	T	F	S
			1	2	3	4
5	6	7	8	9	10	11
12	13	14	15	16	17	18
19	20	21	22	23	24	25
26	H	28	29	30	31	

June 2024

S	M	T	W	T	F	S
						1
2	3	4	5	6	7	8
9	10	11	12	13	14*	15
16	I	I	H	I	21	22
23	24	25	26	27	28	29
30						

No School Days:

- Holiday = **H**
- In-Service/workday = **I**
- Archdiocesan days = **A**
- Vacation day = **V**
- Noon Dismissal = **ND**
- Conferences = **PTC**

See back for more information

AUGUST

- 21 School office resumes regular hours:
7:30AM-4:00PM, Monday-Friday
- 28-31 Teacher In-Service

SEPTEMBER

- 01 Teacher In-Service
- 04 Labor Day Holiday
- 05 **First day for 2020-2021**
- 5-8 Kindergarten only: Noon dismissal
- 5-22 Fall STAR Testing Window

OCTOBER

- 11 **SCHOOL OUT AT NOON**: Parent-Teacher Conferences, 2:00pm-4:00pm, 5:00pm-8:00pm
- 12 **NO SCHOOL**: Parent-Teacher Conferences 9:00am-noon, 1:00pm-4:00pm, 5:00pm-8:00pm
- 13 **NO SCHOOL**: Teacher In-Service

NOVEMBER

- 10 **NO SCHOOL**: Veterans' Day Holiday
- 22 **NO SCHOOL**: End of 1st trimester
- 23-24 **NO SCHOOL**: Thanksgiving Vacation

DECEMBER

- 4-15 Winter STAR Testing Window
- 15 **SCHOOL OUT AT NOON**
- 18-29 **NO SCHOOL**: Christmas Vacation

JANUARY

- 01 **NO SCHOOL**: New Year's Day Holiday
- 02 School resumes
- 12 **SCHOOL OUT AT NOON**: Teacher In-Service
- 15 **NO SCHOOL**: Dr. Martin Luther King Jr. Holiday
- 28 Catholic Schools Week begins

FEBRUARY

- 02 **NO SCHOOL**: Faith Formation In-Service
- 5-9 ACRE Assessment Testing for grades 5 & 8
- 19 **NO SCHOOL**: Presidents' Day Holiday
- 20 **NO SCHOOL**: In-Service Day

MARCH

- 01 **NO SCHOOL**: Teacher In-Service
- 07 **SCHOOL OUT AT NOON**: Parent-Teacher Conferences 2:00pm-4:00pm, 5:00pm-8:00pm
- 08 **SCHOOL OUT AT NOON**: Parent-Teacher Conferences 8:30am-noon
- 25-29 **NO SCHOOL**: Spring Vacation

APRIL

- 1-12 Spring STAR Testing Window
- 12 **SCHOOL OUT AT NOON**: Teacher In-Service Day

MAY

- 27 **NO SCHOOL**: Memorial Day

JUNE

- 6 & 7 Pre-K and Kindergarten only: Noon dismissal, Parent-Teacher conferences
- 07 8th grade graduation
- 14 **Last day of school**
- 17-18 Teacher In-Service
- 19 **School Closed**: Juneteenth Holiday
- 20 Teacher In-Service

Holy Cross Catholic School 2023-2024 School Uniform and Dress Code Policy

- The Holy Cross Catholic School uniform policy was designed to be workable for parents, enforceable by the school, and to help students focus on learning and not on what other students are wearing. All faculty and administrators have the right to judge what is and what is not appropriate regarding student dress code, and to enforce consequences for inappropriate dress.
- Uniform items may be purchased through such retailers as Dennis Uniform, JC Penney, & Target. We ask that you make your purchases using school scrip whenever possible. The school also maintains a Uniform Closet of donated, gently-used clothing, which is available to all families at no charge. An order for our official school sweatshirt will be placed in the fall.
- **Violation of the Uniform and Dress Code Policy will result in the student not being allowed to participate in the next Free Dress Theme Day.**

SHIRTS:

Plain white or navy polo, long or short sleeves,
no logos

Plain white or navy turtleneck, no logos

Must fit the wearer: must not be oversized
or tight-fitting

No skin may be visible between waistband
of pants and hem of shirt when arms
are raised above the head

Girls may wear **plain** white cotton blouses
with collars and sleeves

No colored undershirts or T-shirts worn
under polo shirt

SWEATSHIRTS/SWEATERS:

Sweatshirts are considered “outerwear”, and a
collared shirt must be worn underneath

Navy Holy Cross Catholic School sweatshirts

First and/or last names only on sweatshirts, no
nicknames

Plain navy or white cardigan sweaters

Plain navy sweatshirt jackets (no designs or logos)

No sweatshirts with logos other than Holy Cross
School are to be worn in the classrooms

Jackets and coats cannot be worn in the classrooms

PANTS:

Solid navy or khaki (Dennis Uniform or French Toast
color), twill or corduroy

No low-rise, baggy, or tight-fitting slacks

Leggings may not be worn as pants

Middle school students must wear a belt

Capri pants must be hemmed

No cargo or carpenter pants, or pants that convert
to shorts

No sweatpants

WALKING SHORTS:

Solid navy or khaki (Dennis Uniform or French Toast
color), twill only

Fitted at the waist

Hem must be an appropriate length (no higher than 3”
above the knee)

Functional pockets only

SKIRTS, SKORTS, JUMPERS, & ONE-PIECE DRESSES:

Any item in the **Marymount Plaid**

Solid navy or khaki (Dennis Uniform or French Toast
color)

Solid navy or khaki one-piece dresses

Jumpers only (sleeveless and collarless), no one-piece
dresses

Hem must be an appropriate length (no higher than 3”
above the knee)

It is highly recommended that shorts be worn under
skirts and jumpers

SHOES & SOCKS:

Tennis shoes or rubber-soled shoes that are fully laced
and/or otherwise fully fastened. **Velcro shoes
for all students unless they can tie their own
shoes independently.**

Girls may wear closed-toe flats

Socks must be worn at all times

Tights and leggings must be solid color: white,
black, or navy only. Leggings can be worn
under skirts or jumpers.

NO open back shoes, sandals, flip-flops, clogs,
Crocs, heels, or platform shoes

MAKE-UP & NAIL POLISH:

Light make-up may be worn only by middle school
girls

No distracting nail polish colors or designs

NO acrylic (fake) fingernails

JEWELRY & ACCESSORIES:

Small stud or small hoop earrings ONLY

NO smart watches

No distracting headbands

No piercings other than earlobes

No tattoos

No bandanas may be worn, as headbands or otherwise

HAIR:

Hair must be kept clean, neat, & styled in such a way as to not be a distraction to learning

No distracting hair colors or hair styles

A student who is inappropriately dressed at any time will be sent to the principal's office. The student will be taken to the Uniform Closet to change into approved attire. Parents will be notified. If no uniforms are available in the student's size, parents may be asked to take the student home to change clothes

FREE DRESS and THEME DAYS:

Other than uniform clothing, dress code policy (shoes, jewelry, etc.) still applies.

- Jeans must be fitted at the waist and must not be tight-fitting or baggy. No jeans with holes or rips.
- Pants must be fitted at the waist. No low-rise, baggy, or tight-fitting pants.
- Skirts and shorts must be an appropriate length (no higher than 3" above the knee). It is highly recommended that shorts be worn under skirts.
- Shorts must have functional pockets.
- Tights cannot be worn as pants.
- Leggings or yoga pants may be worn as pants as long as they are thick enough that they are entirely opaque (not see-through).
- No crop tops. All shirts must be hip length, or long enough to tuck into the waist of the bottoms worn with them.
- Necklines of shirts must reach armpit height at the lowest.
- No tank tops.
- T-shirts or sweatshirts may have logos, sayings, etc. as long as they are appropriate for wear at a Catholic grade school.

Second Grade Class List

2023-2024

Ms. Suzanne DeVaney-Wilkes (Ms. D.) - Teacher

Mrs. Jen Washburn - Instructional Aide

Miss Sierra Faoro - U. of P. Student Teacher

12 Girls and 12 Boys

- 1. Callia Brochis**
- 2. Michael Duop**
- 3. Gio Gambino**
- 4. Mason Heidrich**
- 5. Guillermo Juan-Dean**
- 6. Maggie Kalchthaler**
- 7. Thurman Kern**
- 8. Chloe Kiltow**
- 9. Cadence Leahy**
- 10. Malinah Leon-Corona**
- 11. Albhie Linden-Levy**
- 12. Camila Lopez-Castro**
- 13. Ansel Medice**
- 14. David Medina Hernandez**
- 15. William Pattle**
- 16. Llewelyn Puntney**
- 17. Daniella Regalado Chavez**
- 18. Maven Reloba**
- 19. Melanie Rojas-Salinas**
- 20. Eli Rosenthal**
- 21. Arohi Sharma**
- 22. Oliver Walls**
- 23. Sam Zajonc**
- 24. Rosemary Zavage**



Monday 09/11/2023	Tuesday 09/12/2023	Wednesday 09/13/2023	Thursday 09/14/2023	Friday 09/15/2023
Star Testing Window # 1	Star Testing Window # 1	Star Testing Window # 1	Star Testing Window # 1	Star Testing Window # 1
Morning Work 8:00am - 8:20am	Morning Work 8:00am - 8:20am	Morning Work 8:00am - 8:20am	Morning Work 8:00am - 8:20am	Morning Work 8:00am - 8:20am
Calendar 8:20am - 8:40am	Calendar 8:20am - 8:40am	Calendar 8:20am - 8:40am	Calendar 8:20am - 8:40am	Children's Mass 8:20am - 9:10am
Religion 8:45am - 9:20am	Religion 8:45am - 9:20am	Religion 8:45am - 9:20am	Religion 8:45am - 9:20am	Calendar 9:15am - 9:30am
Library and Technology 9:20am - 9:55am	Second Step 9:25am - 9:55am	Library and Technology 9:20am - 9:55am	Art 9:20am - 10:00am	Scholastic News 9:30am - 10:00am
Snack in the Classroom 10:00am - 10:10am	Snack in the Classroom 10:00am - 10:10am	Snack in the Classroom 10:00am - 10:10am	Snack in the Classroom 10:00am - 10:10am	Snack in the Classroom 10:00am - 10:10am
Morning Recess 10:10am - 10:30am	Morning Recess 10:10am - 10:30am	Morning Recess 10:10am - 10:30am	Morning Recess 10:10am - 10:30am	Morning Recess 10:10am - 10:30am
Spelling 10:30am - 10:45am	Spelling 10:30am - 10:45am	Spelling 10:30am - 10:45am	Spelling 10:30am - 10:45am	Spelling 10:30am - 10:45am
Reading/English - Day One 10:45am - 11:45am	Reading/English - Day Two 10:45am - 11:45am	Reading/English - Day Three 10:45am - 11:45am	Reading/English - Day Four 10:45am - 11:45am	Reading/English - Day Five 10:45am - 11:45am
Noon Recess 11:45am - 12:10pm	Noon Recess 11:45am - 12:10pm	Noon Recess 11:45am - 12:10pm	Noon Recess 11:45am - 12:10pm	Noon Recess 11:45am - 12:10pm
Lunch 12:10pm - 12:35pm	Lunch 12:10pm - 12:35pm	Lunch 12:10pm - 12:35pm	Lunch 12:10pm - 12:35pm	Lunch 12:10pm - 12:35pm
Math 12:40pm - 1:25pm	Music 12:35pm - 1:20pm	Math 12:40pm - 1:30pm	Math 1:20pm - 2:00pm	Math 12:40pm - 1:25pm
P.E. 1:25pm - 2:10pm	Math 1:25pm - 2:10pm	Handwriting 1:30pm - 1:45pm	Social Studies or Science 2:00pm - 2:45pm	P.E. 1:25pm - 2:10pm
i-Ready online Math Time 2:10pm - 2:30pm	Social Studies or Science 2:10pm - 2:45pm	End of the Day Closing 1:45pm - 1:55pm	End of the Day Closing 2:45pm - 2:55pm	i-Ready online Math Time 2:10pm - 2:30pm
Handwriting 2:30pm - 2:45pm	End of the Day Closing 2:45pm - 2:55pm	Prayer 1:55pm - 2:00pm	Prayer 2:55pm - 3:00pm	Handwriting 2:30pm - 2:45pm
End of the Day Closing 2:45pm - 2:55pm	Prayer 2:55pm - 2:55pm	Dismissal 2:00pm - 2:00pm	Dismissal 3:00pm - 3:00pm	End of the Day Closing 2:45pm - 2:55pm
Prayer 2:55pm - 3:00pm	Dismissal 3:00pm - 3:00pm	Dismissal 2:00pm - 2:00pm	Dismissal 3:00pm - 3:00pm	Prayer 2:55pm - 3:00pm
Dismissal 3:00pm - 3:00pm	Dismissal 3:00pm - 3:00pm	Dismissal 2:00pm - 2:00pm	Dismissal 3:00pm - 3:00pm	Dismissal 3:00pm - 3:00pm

Second Grade Curriculum Highlights

Religion:

Text: **Alive in Christ** (Our Sunday Visitor)

Grade-level focus: **Sacraments of Reconciliation** (Penance) and **Eucharist** (Communion)

- Each chapter provides opportunities to pray, study, apply, and reflect on God's Word.
- Students participate in weekly school Masses and seasonal liturgical celebrations.
- **Second graders who have been baptized have the opportunity to receive the Sacraments of Reconciliation and Eucharist through Holy Cross Parish. Registration materials are available from either Ms. D. in the classroom or Mrs. Andrea Swanson in the Parish Office. If you are interested in the Sacrament of Baptism for your child, please contact Mrs. Swanson as soon as possible.**

Math:

Text: **Ready Math** (Curriculum Associates)

Online Components: **i-Ready** (Individualized lessons), **IXL Math**, **Mindset Mathematics**

- **Unit 1: Operations and Algebraic Thinking**
 - Addition and Subtraction Facts
 - Problem-Solving
 - Making a Ten
 - Odd and Even Numbers
- **Unit 2: Number and Operations in Base Ten**
 - Add and Subtract 2 and 3-Digit Numbers
 - Problem-Solving
 - Understand, Read, Write, and Compare 3-Digit Numbers
- **Unit 3: Measurement and Data**
 - Understand Length and Measurement Tools
 - Measure Length
 - Measure Length with Different Units
 - Estimate, Compare, Add and Subtract Lengths
 - Understand Reading and Making Line Plots
- **Unit 4: Geometry**
 - Recognize and Draw Shapes
 - Understand Tiling in Rectangles
 - Understand Halves, Thirds, and Fourths in Shapes

Language Arts

Reading:

Text: **Journeys** (Houghton Mifflin Harcourt)

Supplemental Materials: **Reading a-z** (eBooks), **IXL Language Arts** (online practice site), and **trade books**

Lessons include interactive, read-aloud texts of varied genres (realistic and humorous fiction, informational, folktales, poetry, etc.), explicit instruction of comprehension skills and strategies, and word study (phonics and vocabulary).

Standards include **key ideas and details, craft and structure, integration of knowledge and ideas, and range of reading and level of complexity** for both literature and informational text.

Writing:

Text: **Journeys**

Students will integrate **spelling** (Rebeca Sitton) and **grammar** skills as they practice writing in **narrative, informative, and opinion** styles. **The 6+1 Traits of Writing** (Ideas, Organization, Word Choice, Voice, Sentence Fluency, Conventions, and Presentation) will be practiced during the **writing process** and utilized for **assessing** completed projects.

Handwriting:

Text: **Zaner-Bloser Handwriting**

The beginning of the year will be spent reviewing manuscript letters. The remainder of the year will be spent learning and practicing cursive handwriting.

Social Studies:

Text: **People We Know** (Harcourt)/Curriculum Maps based on Archdiocesan Standards

Topics include:

History of Holy Cross Parish and School

Using a calendar to note holidays and important school/community events

Geography

Civics (rules) and Local Government

Economics (saving, businesses, goods and services)

Social Sciences Analysis (connecting current/historical events and people, evaluate information related to an issue.

Science:

The Archdiocesan Standards are based on the Next Generation Science Standards (NGSS)

Text: Building Blocks of Science - 3D, published by Carolina Biological Supply Co.

Units of study:

- **Matter**
- **Earth Materials**
- **Ecosystems**

Supplements to science include: Mystery Science, field trips, and online resources.

Health and Safety:**Second Step Curriculum**

There are three units in this program.

- Social-Emotional Learning
- Child Protection
- Bullying Prevention

The first two units are Archdiocesan mandated and the third unit about bullying is optional. I believe bullying is an important topic. We will complete this unit, too.

In addition to Second Step, the students will learn about *The Zones of Regulation*.

Art:

Formal lessons will focus on the elements of art (**line, color, shape, form, value, space, and texture**). Seasonal and integrated content area based projects will also be explored.

Field Trips: Tentative trips include OMSI, Franz Bakery, Sauvie Island Center, and a live theatre production.

Specials Classes and Teachers:

P.E. – Mrs. Melissa Brant

Music – Miss Madi Zuro

Technology – Mrs. Janie Tagorda



Library – Mrs. Amanda Louie

Administration:

Pastor: Fr. Mark Bachmeier

Principal: Mr. R. J. Tagorda

School Secretary: Ms. Debbie Larsen



2nd Grade Assignments

Holy Cross Catholic School ~ Ms. DeVaney-Wilkes

Name _____

Date of Absence _____

Religion: _____

Math: _____

Reading: _____

Spelling: _____

Grammar: _____

Writing (Compositions): _____

Handwriting: _____

Science: _____


Social Studies: _____

Art: _____

- All assignments are due within a reasonable amount of time after returning from an absence.
- Please return textbooks to school daily even if all of the make up work is not yet finished. Thank you.



Second Grade Classroom Expectations and Management



In order to create a positive learning environment, Holy Cross has developed a set of Schoolwide Learning Expectations (SLEs). These expectations form the foundation of our learning community. Under each of the three main SLE headings are a set of specific observable behaviors that exemplify the positive choices that Faith-Filled Christians, Responsible Citizens, and Lifelong Learners make each day.

Here are the Schoolwide Learning Expectations and their skill sets:

1. As a Faith-Filled Christian, I will ...

- A. Learn about the Catholic faith
- B. Show respect to all God's creation
- C. Pray reverently every day
- D. Serve others

2. As a Responsible Citizen, I will ...

- A. Do what is right and kind
- B. Take responsibility for my choices
- C. Work cooperatively with others
- D. Solve problems peacefully

3. As a Lifelong Learner, I will ...

- A. Listen and participate
- B. Challenge myself to do my best
- C. Communicate respectfully what I need
- D. Support my classmates in their learning

Second graders are also expected to follow five classroom rules that support the Schoolwide Learning Expectations:

Rule #1 – Listen when the speaker is talking.

Rule #2 – Follow directions quickly.

Rule #3 – Respect others. Respect yourself. Respect our school.

Rule#4 – Make smart choices.


Rule #5 – Be safe. Be kind, Be honest.

Whenever your child has to be reminded to follow the Schoolwide Learning Expectations, it is communicated to you on the Homework and Behavior Form by being highlighted in yellow. This form is the top page of your child’s weekly homework packet which goes back and forth between school and home daily in your child’s Home Folder. When an SLE is highlighted, please take some time to discuss what happened and how your child could have made better choices. If no SLEs are highlighted, that means your child is making an effort to follow the school’s expectations. Hooray! Praise your child for their effort!

At the beginning of the school year, students receive a sticker on a desk chart each day when no “reminders” have been given. Once twenty-five stickers have been collected, they become Busy Bee Self-Managers which means they are eligible for special treats and privileges. Students who become Busy Bees must continue to follow the SLEs and classroom rules. If they receive three reminders in a row in one day or over the course of days, they will no longer be Busy Bees. Special privileges are taken away. They must collect ten stickers on a new chart to become Busy Bees again!

It is my intent to encourage the students to do their best and experience how good it feels when positive choices are made, while at the same time taking advantage of those teachable moments where better decisions could have been made. Hopefully, throughout the year you will notice a greater awareness in your child’s ability to self-monitor behavior and do what is right and kind on their own.

September 2023



Dear Second Grade Families,

Beginning the week of September 25th, we will start a yearlong program honoring each second grader! This special recognition is called **Student of the Week (S.O.T.W.)**. Your child will have the opportunity to complete a bee mobile/poster and bring meaningful items to share during an assigned week. The S.O.T.W. has a designated bookshelf to display important belongings and photos, too.

Items to send for sharing may include special photos, drawings, projects, scrapbooks, awards, trophies, medals, certificates, special toys, just to name a few. Please be sure your child plays a key role in choosing what to bring so he/she will be able to tell us about each thing. There should about one item to share per day during this special week.

On the following page, you will find the **Student of the Week Schedule** for the year. Our new student will be first followed by returning students in reverse alphabetical order. Mark your calendars! The bee mobile/poster and a letter with instructions will be sent home the week before your child's assigned week. Please return the completed poster and bring all items to share for the entire week on the first day. Everything will be safely kept on the S.O.T.W. sharing shelves and will be sent home at the end of the week.

I hope this will be a positive experience for your child. The students and teachers really enjoy learning more about their classmates, and it's great public speaking practice, too! Thank you for your support.

Blessings,

Ms. DeVaney-Wilkes

2nd grade teacher ~ Holy Cross Catholic School



Student of the Week Schedule *

Second Grade 2023-2024

Sept. 25-29 ~ Arohi Sharma

Oct. 2-6 ~ Rosemary Zavage

Oct. 16-20 ~ Sam Zajonc

Oct. 23-27 ~ Oliver Walls

Oct. 30 - Nov. 3 ~ Eli Rosenthal

Nov. 13-17 ~ Melanie Rojas-Salinas

Nov. 27- Dec. 1 ~ Maven Reloba

Dec. 4-8 ~ Daniella Regalado Chavez

Dec. 11-15 ~ Llewelyn Puntney

Jan. 8-12 ~ William Pattle

Jan. 22-26 ~ David Medina Hernandez

Feb. 5-9 ~ Ansel Medice

Feb. 12-16 ~ Camila Lopez-Castro

Mar. 11-15 ~ Albie Linden-Levy

Mar. 18-22 ~ Malinah Leon-Corona

Apr. 1-5 ~ Cadence Leahy

Apr. 8-12 ~ Chloe Kiltow

Apr. 15-19 ~ Thurman Kern

Apr. 22-26 ~ Maggie Kalchthaler

Apr. 29 – May 3 ~ Guillermo Juan-Dean

May 6-10 ~ Mason Heidrich

May 13-17 ~ Gio Gambino

May 27-31 ~ Michael Duop

June 3-7 ~ Callia Brochis

*Students have been assigned a 5-day week. Everyone will have the opportunity to share each day. An informational letter and poster will be sent home the week prior to your child's special week.

Grading Procedures for 2nd Grade



The grading key for letter grades is listed below.

E = Excellent

VG = Very Good

S = Satisfactory

N = Needs Improvement

U = Unsatisfactory

The grading scale for percentages is listed below:

90 - 100 = E

80 - 89 = VG

70 - 79 = S

60 - 69 = N

----- 59 = U

Graded assignments are sent home on a regular basis via your child's Home Folder. Please check this folder daily. There may be times that your child will be asked to complete and/or correct work at home and return it to school. Your cooperation and help is greatly appreciated!

If you have questions or concerns about your child's progress, please contact me right away. Remember, we're all working together to help your child succeed.



Quick Start Training for Parents

1. Click on the link provided in the "Welcome to TeacherEase" email.
2. You will be asked to create your own password, confirm password.
3. If you have multiple children at this school, you can toggle between your children in the upper right corner.
4. The Parent Main dashboard will show you the most recent activity in your TeacherEase account. You can customize by selecting the blue gear at the top of each column.
5. **Classes/Subjects** – This contains a List of classes, schedule and associated grading scales.
6. **Assignments/Lessons** - Your child's homework and the date due can be found here. You can change the Mode in the upper right to view weekly or monthly calendar views.
7. **Grades** – Summary grades for each class and graded assignments can be found here. Click on the "Scores" link for a detail of each assignment. It also contains a list of missing homework that your student should make up.
8. **Attendance** – Contains date and times of all student absences and tardies.
9. **Send Email** – Send an email to a teacher or administrator
10. **Email Logs** – Emails sent or received through TeacherEase are logged for documentation
11. **Calendars** – This contains the school calendar of dates and upcoming events. Click on a specific month to see the details.
12. **Update Password/Profile** – allows parents to set their own private password or change their email address.
13. **Behavior Logs** – List of notes made by the teachers regarding student behavior.
14. **Announcements** - School-wide and class specific urgent announcements show up here.

★ HAPPY ★ BIRTHDAY!



Birthdays are very special to second graders! Here are just a few things to keep in mind as we begin a new school year.

- If your child's birthday is during the school year, we will celebrate it on, or as close to, the actual date as possible. For instance, if the birthday is on a weekend, we'll celebrate on either Friday or Monday.
- If your child's special day is during the summer, don't worry, we won't forget to celebrate! August birthdays will be celebrated in September. Birthdays after the school year ends that are in June or July will be celebrated in June before the end of the year.
- Often times, families like to send in treats on the day we celebrate at school. This could be a food or non-food item. Please remember that food items must be store-bought and easy to pass out. We usually enjoy food treats during snack time or at lunch. No drinks need to be provided. Please don't feel obligated to bring anything. We make the birthday person feel special with a prayer, song and a little treat bag. Your family treats, however, make the day extra special.
- Birthday invitations: Sometimes families will have birthday parties outside of school time and may want to bring **party invitations to school. This is fine so long as everyone in the class is invited.** I don't want anyone's feelings to get hurt if they're not invited. Please mail or send electronic invitations. Thank you so much!

Sleep Hygiene for Children

Preschoolers (ages 3-5 years) generally need between 10-13 hours of sleep per night, and school-age children (ages 6-13 years) need between 9-11 hours of sleep per night.

- 1. Stick to the same bedtime and wake time every day, even on weekends.** Children sleep better when they have the same bedtime and wake time every day. Staying up late during the weekend and then trying to catch up on sleep by sleeping in can throw off a child's sleep schedule for several days.
- 2. Beds are for sleeping.** Try to use your bed only for sleeping. Lying on a bed and doing other activities (e.g., watching TV, using a tablet or computer) makes it hard for your brain to associate your bed with sleep.
- 3. A comfy, cozy room.** A child's bedroom environment should be cool, quiet, and comfortable.
- 4. Alarm clocks are for waking up.** Children who tend to stare at the clock, waiting and hoping to fall asleep should have the clock turned away from them.
- 5. Bedtime routine.** A predictable series of events should lead up to bedtime. This can include brushing teeth, putting on pajamas, and reading a story from a book.
- 6. Quiet, calm, and relaxing activities.** Before bedtime is a great time to relax by listening to soft, calming music or reading a story. Avoid activities that are excessively stimulating right before bedtime. This includes screen time like watching television, using a tablet or computer, and playing video games, as well as physical exercise. Avoid these activities during a nighttime awakening as well. It is best to keep video games, televisions, or phones out of the bedroom and to limit their use at least 1 hour before bedtime.
- 7. How to relax.** If a child needs help relaxing, they can use techniques such as taking deep and slow breaths or thinking of positive images like being on a beach.
- 8. Start the day off right with exercise.** Exercising earlier in the day can help children feel more energetic and awake during the day, have an easier time focusing, and even help with falling asleep and staying asleep later on that evening.
- 9. Avoid caffeine.** Avoid consuming anything with caffeine (soda, chocolate, tea, coffee) in the late afternoon and throughout the evening. It can still cause nighttime awakenings and shallow sleep even if it doesn't prevent one from falling asleep.
- 10. If you can't sleep, get out of bed.** If a child is tossing and turning in bed, have them get out of bed and do something that isn't too stimulating, such as read a boring book (e.g., textbook). They can return to bed once they are sleepy again. If they are still awake after 20-30 minutes, they can repeat the process and get out of bed for another 20 minutes before returning. Doing this prevents the bed from being associated with sleeplessness.

- 11. Put kids to sleep drowsy, but awake.** The ideal time for a child to go to bed is when they are drowsy, but still awake. Allowing them to fall asleep in places other than their bed teaches them to associate sleep with other places than their bed.
- 12. Cuddle up with a stuffed animal or soft blanket.** Giving a child a security object can be a good transition to help them feel safe when their parent(s) isn't/aren't there. Try to incorporate a doll, toy, or a blanket to comfort them when it's time for bed.
- 13. Bedtime checkups should be short and sweet.** When checking up on a child, the main purpose is to let them know you are there and that they are all right. The briefer and less stimulating, the better.
- 14. Maintain a sleep diary** in order to track naps, bedtimes, wake times, and behaviors to find patterns and work on particular problems when things are not going well.

2nd Grade
Learning Resources

Students should be familiar with and able to recite the prayers of the grade level as well as those from earlier grades.

Sign of the Cross (Kindergarten)

In the name of the Father, and of the Son, and of the Holy Spirit, **Amen.**

The Lord's Prayer (1st grade)

Our Father, who art in heaven,
hallowed be thy name;
thy kingdom come, thy will be done
on earth as it is in heaven.
Give us this day our daily bread,
and forgive us our trespasses,
as we forgive those who trespass against us;
and lead us not in temptation, but deliver us from evil. **Amen.**

Hail Mary (Kindergarten)

Hail, Mary, full of grace, the Lord is with thee.
Blessed art thou among women
and blessed is the fruit of thy womb, Jesus.
Holy Mary, Mother of God,
pray for us sinners, now and at the hour of our death. **Amen.**

Glory Be (Kindergarten)

Glory be to the Father,
and to the Son,
and to the Holy Spirit.
As it was in the beginning, is now, and ever shall be, world without end. **Amen.**

Angel of God (Kindergarten)

Angel of God, my Guardian dear,
to whom God's love commits me here.
Ever this day, be at my side,
to light and guard,
to rule and guide. **Amen.**

Prayer Before Meals (1st grade)

Bless us, O Lord, and these thy gifts
which we are about to receive
from thy bounty,
through Christ our Lord. **Amen.**

Prayer After Meals (1st grade)

We give you thanks, Almighty God,
for all your gifts
which we have received,
through Christ our Lord. **Amen.**

Act of Contrition (2nd grade)

My God, I am sorry for my sins with all my heart.
In choosing to do wrong and failing to do good,
I have sinned against you, whom I should love above all things.
I firmly intend, with your help, to do penance, to sin no more,
and to avoid whatever leads me to sin.
Our Savior Jesus Christ suffered and died for us.
In his name, my God, have mercy. **Amen.**

Level Two Core Words

Words with Frequencies in Writing 1-170

• Denotes Core Words introduced in Level 2.

a	be	• down	have	• know
• about	• because	• each	he	• last
• after	• been	• end	• help	• left
• again	• between	• even	• her	• like
• air	• big	• every	• here	• line
all	but	• find	• him	• little
• also	by	• first	his	• long
• an	• called	for	• home	• look
and	• came	• found	• how	• made
• another	• can	from	I	• make
• any	• come	• get	• if	• man
are	• could	• give	in	• many
• around	• day	• go	• into	• may
as	• did	• good	is	• me
at	• different	• great	it	• men
• away	• do	had	• its	• more
• back	• does	• has	• just	• most

AS WE LEARN
TO SPELL
THESE WORDS,
WE USE THEM
TO BUILD SKILLS
AND TO MAKE
MORE WORDS.



• much	• out	• still	• too	• why
• must	• over	• such	• two	• will
• my	• own	• take	• under	• with
• name	• part	• tell	• up	• words
• never	• people	• than	• us	• work
• new	• place	• that	• use	• would
• no	• put	• the	• very	• write
• not	• read	• their	• was	• you
• now	• right	• them	• water	• your
• number	• said	• then	• way	
• of	• same	• there	• we	
• off	• say	• these	• well	
• old	• see	• they	• went	
• on	• set	• think	• were	
• one	• she	• this	• what	
• only	• should	• three	• when	
• or	• small	• through	• where	
• other	• so	• time	• which	
• our	• some	• to	• who	

Zaner-Bloser Manuscript Alphabet

A B C D E F G H I

J K L M N O P Q R

S T U V W X Y Z

a b c d e f g h i j k l m

n o p q r s t u v w x y z

1 2 3 4 5 6 7 8 9 10

Zaner-Bloser Cursive Alphabet

A B C D E F G H

I J K L M N O P Q

R S T U V W X Y Z

a b c d e f g h i

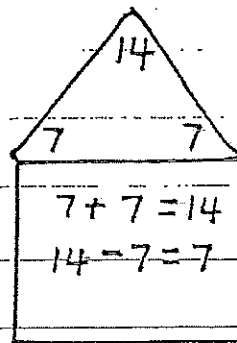
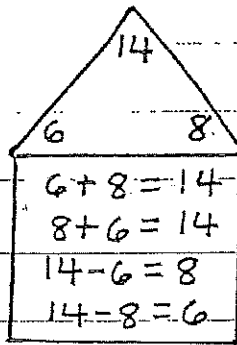
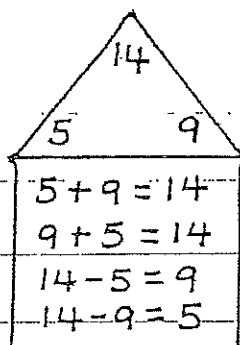
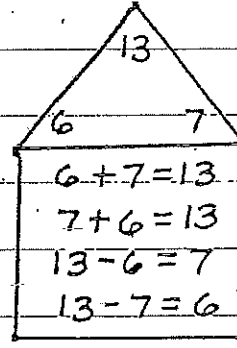
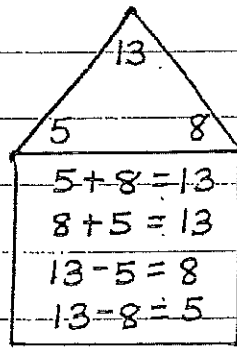
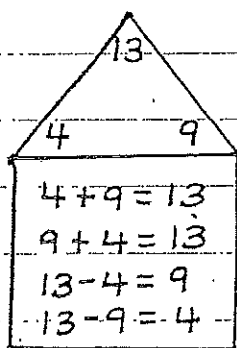
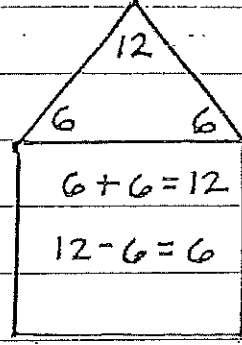
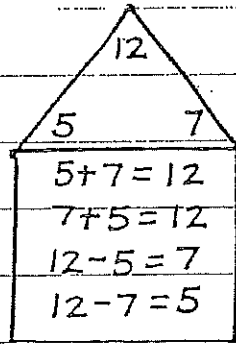
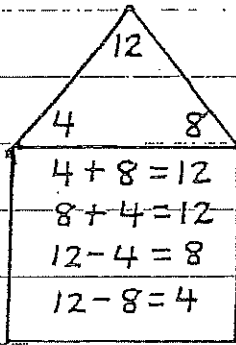
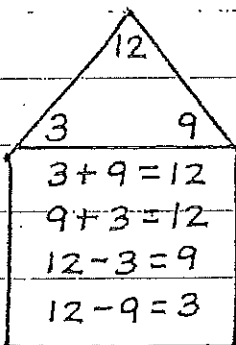
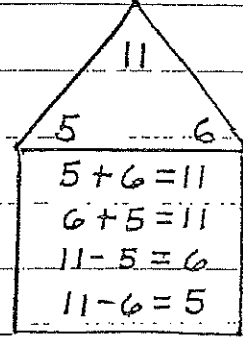
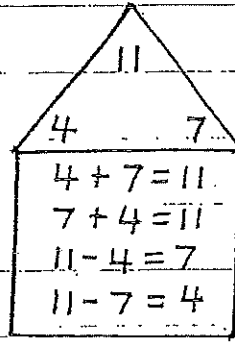
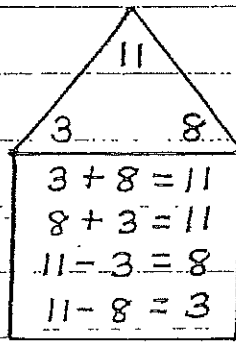
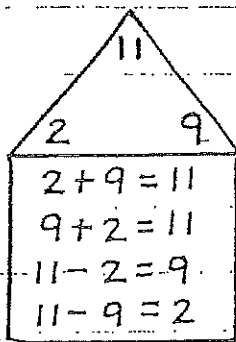
j k l m n o p q r

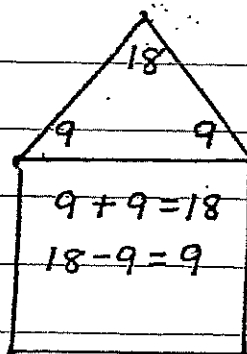
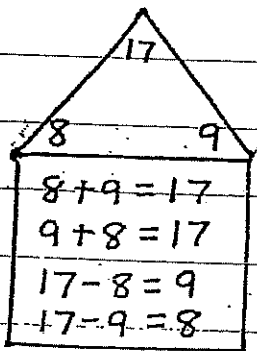
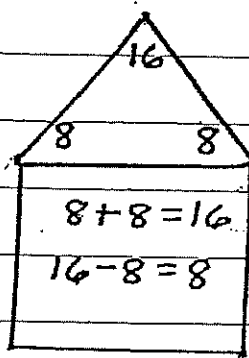
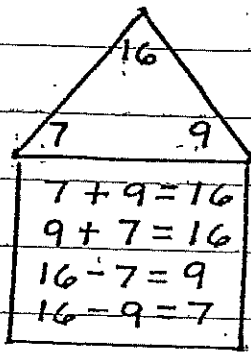
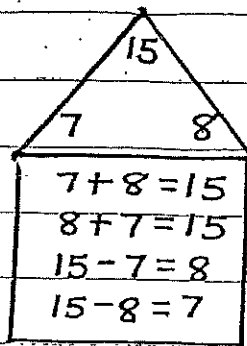
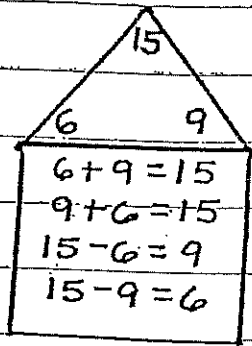
s t u v w x y z

1 2 3 4 5 6 7 8 9 10

Math Fact Families to 18

Use these related numbers to help you memorize the addition and subtraction facts.





SPELLING MENU

<u>ABC Order</u> children listen people	<u>Goldilocks</u> again <small>again</small> again	<u>Word Boxes</u> there there they're
<u>3 Times Each</u> about about about	<u>Across & Down</u> b boy y	<u>Rainbow Words</u> friend here wanted
<u>Violet Vowels</u> thought what being	<u>Stair Steps</u> s sa saw	<u>Front & Back</u> really: yllaer really
<u>Bubble Letters</u> first second third	<u>Dot Letters</u> what where when	<u>Cloud Letters</u> AFTER BEFORE COMING
<u>Syllables</u> cr/ash sis/ter broth/er	<u>Rhyme Time</u> went - tent rain - main junk - sunk	<u>Spot Light</u> measure measure measure
<u>Swirly Words</u> EATING DRINK WRITING	<u>Silly Sentences</u> The dog wanted to skate and jump inside the house.	<u>ZYX Order</u> young sure often